

ORIGO
STEPPING STONES 2.0
COMPREHENSIVE MATHEMATICS

GRADES
K-6



PROGRAM OVERVIEW

Now available with the
new **QUICKsteps**
printed teacher edition!

See page 5 for details.

OUR MISSION

We make learning **meaningful, enjoyable, and accessible** for all.

OUR BELIEFS

At ORIGO Education, we believe

- **learning** is a social process that requires language and discourse
- **students** who develop strong thinking, problem-solving, and communication skills grow into productive, innovative members of society
- **content** taught in a logical, coherent, and learner-friendly sequence inspires student engagement and success
- **technology** empowers rather than replaces educators.

Table of **Contents**

Welcome to <i>ORIGO Stepping Stones 2.0</i>	1
The <i>Stepping Stones</i> Approach	2
Grow with ORIGO.....	3
Teacher Experience.....	4-5
Student Experience.....	6-7
<i>ORIGO Big Books and Teaching Tools</i>	8
<i>The Number Case</i>	9
Digital Resources	10-11
Professional Learning.....	12-13

Welcome to
ORIGO Stepping Stones 2.0



ORIGO Stepping Stones 2.0 for Grades K-6 is an innovative program that integrates print and digital technology to give educators a flexible and balanced mathematics solution. This world-class comprehensive instructional program has been developed for elementary teachers who are implementing college- and career-readiness standards.

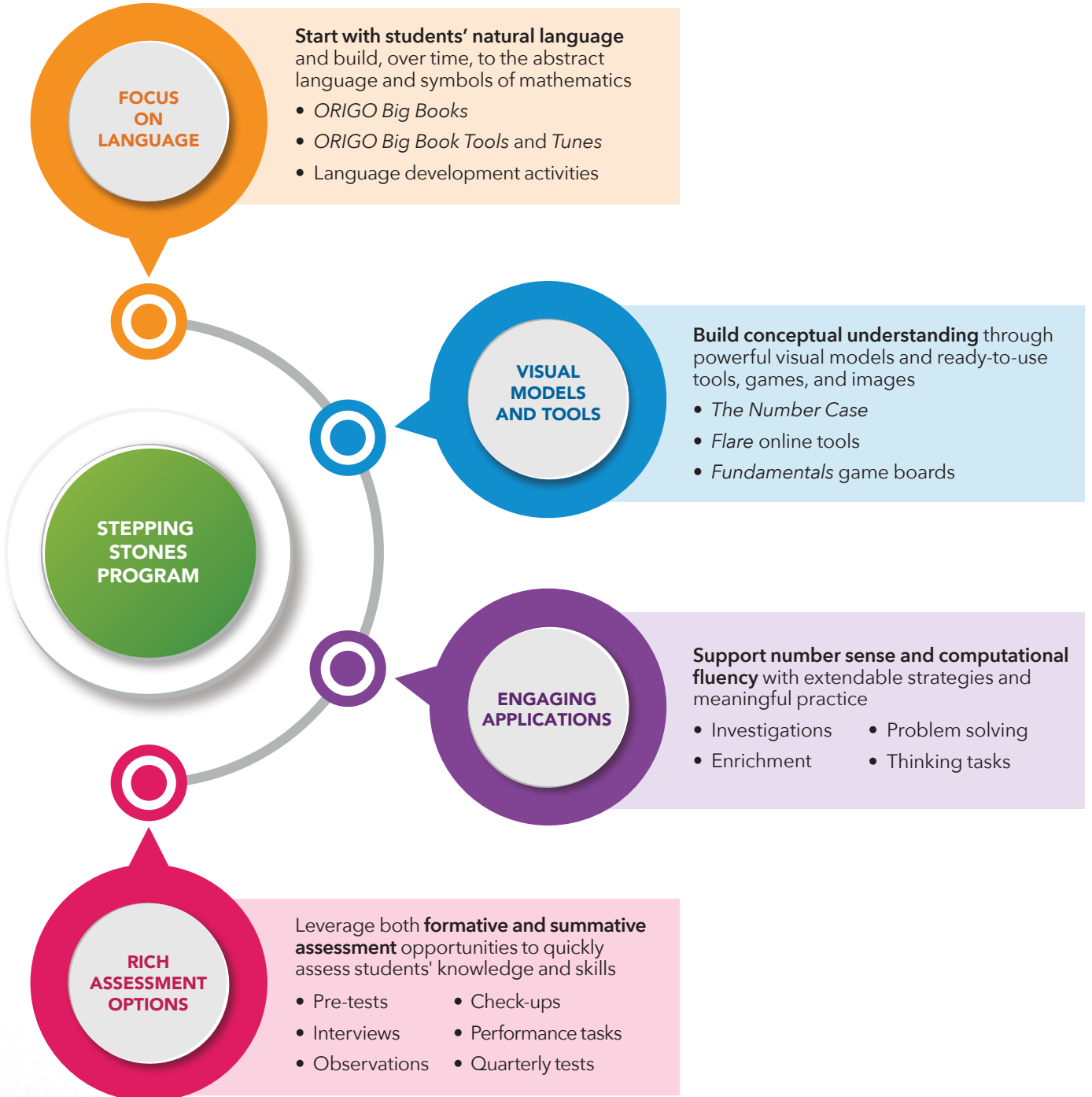


ORIGO Stepping Stones 2.0 for Grades K-6 balances the dimensions of rigor in a number of ways by:

- developing **conceptual understanding** using a range of powerful visual models
- creating rich opportunities for classroom **discourse** and **language** development
- fostering **thinking skills** and **procedural fluency**
- providing opportunities to **apply** learning across real problems, open investigations, and enrichment activities
- offering **multiple methods to assess** deep understanding, fluency of skills, and applications of mathematics

The *Stepping Stones* Approach

ORIGO Stepping Stones 2.0 is a comprehensive mathematics program. Use the core program and these accompanying resources to build conceptual understanding and drive the connections between and across concepts.



Grow with ORIGO

Video Support



ORIGO MathEd Embedded Professional Learning Videos

- Select from our library of key topics in elementary math education:
- Short sessions explain instructional strategies designed to deepen content understanding.
 - Easy-to-follow facilitator notes guide peer collaboration.



ORIGO One Videos

- Show the "why" of big ideas in math:
- Animated one-minute videos can refresh teachers' knowledge, help student understanding, and support family contribution to math learning.
 - Links can go home to grow family connections and support for math learning.
- vimeo.com/channels/origo1




Steps in Action Classroom Videos

- Watch *Stepping Stones* lessons with real teachers and real students.
- See these at point of use within *ORIGO Stepping Stones 2.0* Digital Teacher Edition.

Research and Learning Support

Access this essential background information to explore the mathematics of each module:

- **Focus** summarizes the big math ideas of the module and how they connect across the curriculum.
- **Research into Practice** provides the research basis for the teaching approach, with references to literature so you can dig deeper.
- **Common Misconceptions** identifies ways children's thinking can go wrong and how to guard against problems.



In the Digital Teacher Edition at origoslate.com

In *QUICKsteps for ORIGO Stepping Stones 2.0* printed Teacher Edition

Choose your **Teacher Experience**

COMING
SUMMER 2018

CHOOSE THE DIGITAL EXPERIENCE

Digital Teacher Edition (K-6)

Engage your students using the complete suite of digital content and teaching tools.

Online teacher resources

- Classroom-ready for **on-demand access** and **interactive displays**
- Intuitive navigation on **any device, anywhere, anytime**
- Instant access to **all content K-6** with your digital subscription



Grade 2, Module 1, Lesson 9 – online at www.origoslate.com

Get the big ideas of the lesson at a glance

Review the list of lesson materials to ensure a quick start to instruction

Launch the lesson with the context of previous learning and great questioning strategies for engaging classroom discussion

Build conceptual understanding through language-rich learning, visual models, and engaging student-centered activities

Cement student understanding with intentional closure conversations

Try our Digital Teacher Edition by subscribing to a FREE trial of Slate. Visit origoeducation.com/ss2.0 for details.



Single sign-on is available through **Clever Instant Login**

CHOOSE THE PRINT EXPERIENCE

Printed Teacher Edition (K-5)

Teach with confidence using a no-fuss, **all-in-one printed guide** for each *Stepping Stones 2.0* module.

QUICKsteps for *ORIGO Stepping Stones 2.0*

- The ORIGO approach to math instruction **at your fingertips**
- Convenient, **ready-to-use** resource for fast planning and smooth in-class instruction
- Includes the **full library of reproducible resources** for your grade level – including Spanish BLMs



Grade 2, Module 1, Lesson 9 – *QUICKsteps* printed teacher guide

ELL
Read the book slowly and clearly. As each page is read, invite the students to discuss what they heard with other students. Allow students to discuss the words *total*, *parts*, *symbols*, *add*, and *equals* before moving on with the activity.

Reinforce that each equation shows that two parts balance or are equal to a total. Use this idea of balance to clarify that the total can be recorded on either side of the equal symbol. Repeat the discussion for the remaining equations. Work through the problems of the Step In discussion (Student Journal 1.9) together with the whole class. Read the Step Up and Step Ahead instructions with the students. Make sure they know what to do and then have them work independently to complete the tasks.

Step 4 Reflecting on the work
Discuss the students' answers to Student Journal 1.9. Invite individuals to identify the parts and the total in each part of Questions 2 and 3. Discuss what the students notice about the number facts in Step Ahead. Reinforce that the equals symbol means is the same as and so can be placed anywhere in a number fact as long as the whole equation makes sense. Invite the students to try rewriting their addition facts from Question 2 so that the equals symbol appears early in the equation (SMP7).
Write $10 = 6 + 4$ and $6 + 4 = 10$ on the board. Ask, *Do you think these addition facts are the same? Why?*

Student Experience

Grade K consumable materials consist of a Student Journal and a separate Practice Book. For Grades 1–6, the consumable Student Journals (both volumes A and B) include lessons and practice.


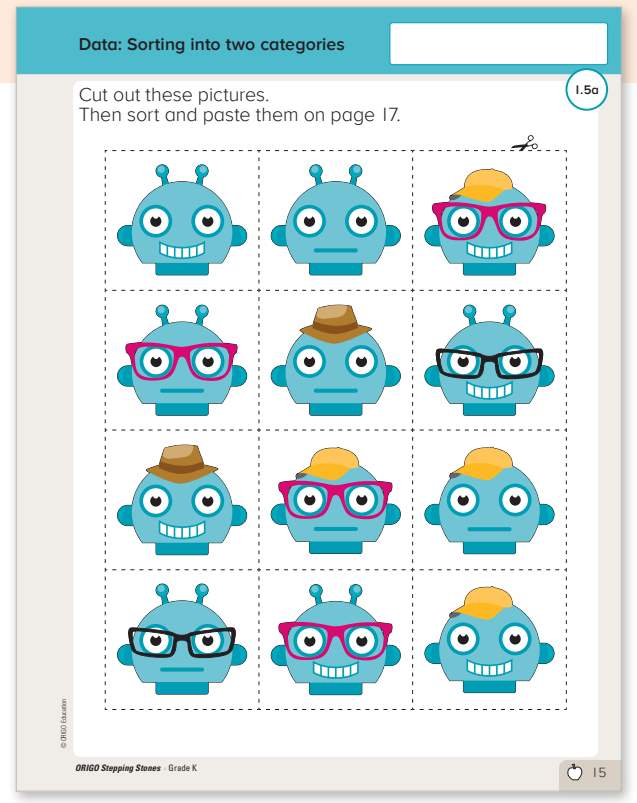
Each grade level provides 12 modules of instruction, as well as a student glossary with written definitions, examples, and visual representations.

AVAILABLE IN
ENGLISH AND
SPANISH

Grade K Instructional Design

Grade K Student Journal

Perforated pages allow students to remove pages and cut out images for use in a variety of developmentally appropriate activities as they strengthen concepts and skills.



Grade K Practice Book

Regular and meaningful practice is a hallmark of ORIGO Stepping Stones 2.0. The Practice Book features activities directly related to earlier modules to help students maintain their previously acquired concepts and skills.

Grades 1–6 Instructional Design

Step In Look at the number track.

What number would you write in the position that is shaded? How do you know?

Look at the number line above. How is it the same as the number track? How is it different? Where should we write 0 on the number line? What do you notice about the marks along the number line? What do the marks of different length show? How do you know? Which mark on the number line shows the same number that is shaded on the number track? How do you know?

What is a quick way to find 17 on the number line?

Step Up I. Draw jumps to show the position of each number on the number line.

a. 9

b. 14

Step Ahead Imagine that you showed each of these numbers on a number line. Color the number in each pair that would be the **greater** distance from zero.

a. 7 — 11 b. 9 — 3 c. 10 — 16

d. 16 — 15 e. 8 — 12 f. 17 — 20

Computation Practice What is hiding in the puzzle below?

- ★ Write all the totals.
- ★ Find each total in the puzzle and color those parts black.
- ★ Color all the other numbered parts green.

$5 + 5 = \square$	$1 + 2 = \square$	$8 + 1 = \square$
$7 + 8 = \square$	$3 + 4 = \square$	$9 + 9 = \square$
$2 + 2 = \square$	$1 + 5 = \square$	$9 + 10 = \square$
$4 + 1 = \square$	$5 + 7 = \square$	$8 + 8 = \square$

One part has no number. Leave this white.

Grades 1–6 Student Journals

Lessons

Step In provides teachers with guided discussion points that set the scene for the lesson. The Step In can be projected so each point or question can be revealed and discussed with the whole class, one step at a time.

Step Up provides work for students to complete individually, or with guidance, based on the discussion that was generated in the Step In.

Step Ahead provides an additional task for students to develop higher-order thinking skills.

Practice

Opportunities for practice appear after every lesson:

- **Computation Practice** for fluency
- **Words at Work** to develop vocabulary
- **Think and Solve** for problem solving
- **Ongoing Practice** for maintaining concepts and skills
- **Preparing for the next module** to review the prerequisite skills.

ORIGO Big Books and Teaching Tools

Grades K-2

AVAILABLE IN
ENGLISH AND
SPANISH



ORIGO Big Books are large-format storybooks that develop and reinforce mathematical language and understanding. In ORIGO Big Books Online Tools, characters and concepts from the books are brought to life. Easy-to-use tools set the stage for purposeful play and learning. Each book title and its associated math concept for each grade level is listed below.

Grade K Set	Grade 1 Set	Grade 2 Set
Sweet Dreams Counting Quantities to Ten	Cupcake Capers Take-Away Subtraction	Muddy, Muddy Mess 3D Objects and 2D Shapes
Ten Happy Hens Take-Away Subtraction	Stella's Store Skip Counting by Five	A Dozen Dizzy Dinosaurs Division (Equal Groups)
Scaredy Cats Combinations of Ten	Joe's Carrots Subtraction (Unknown Addend)	Jumping Jacks Number Lines
These and Those Subtraction (Taking Apart)	The Best Bug Non-Standard Units of Length	Bears on Buses Active Addition
Hip Hop Hippos Numbers and Relative Position	Bear and Badger Comparison Subtraction	The Space Party Multiplication (Equal Groups)
The Bug Day Out Numbers Eleven to Sixteen	A Piece of Pie Fractions (Halves and Fourths)	Our Sister's Surprise Missing-Addend Subtraction
I Spy Positional Language	The Cat Nap Time on the Hour	Pieces and Parts Fractions (Area Model)
The Clown's New Clothes Length	Paint a Rainbow Ordinal Numbers	The Big Bug Band Multiplication (Arrays)
Patterns Here, Patterns There! Patterns	Addtron Using Doubles to Add	The Tiny Town Train Time Past the Hour
Mice, Mice Everywhere Static Addition	How Many Legs? Number Combinations	Clowning Around Collecting and Representing Data
Just a Few More Addition (Adding To)	Shoes in Twos Counting in Steps of Two	The Flower Pot Hen Representing Data
Perfect Patterns Making and Describing Patterns	I See, You See Representing Numbers One to Ten	A Bear's Share Division (Sharing)

Visit origoeducation.com/big-books to see a Big Book in action.

The Number Case

Grades K-6

AVAILABLE IN
ENGLISH AND
SPANISH

The Number Case gives teachers ready-made resources to help students develop an understanding of number and operations. Some of these materials, like ten-frames, may be well known. Other visual models that develop thinking strategies for computation are unique to ORIGO Education.



The Number Case is packed with over 200 ready-to-use resources. Each case includes multiple representations of number, sharing mats, numeral expanders, mix-and-match cards, and much, much more.

- The Number Case includes:
- demonstration cards for whole-group discussion
 - mix-and-match cards
 - cards for concept development
 - cards for practice and reinforcement
 - some cards with write on/ wipe off finish.

THE NUMBER CASE provides the ideal resources to develop students' understanding of number. Visit origoeducation.com/number-case for a list of components in each case.

SAMPLE CARDS FROM **THE NUMBER CASE**

Digital Resources

Embedded Professional Learning

ORIGO MathEd

ORIGO MathEd is an online library of professional learning videos on current topics in elementary mathematics education. These dynamic sessions offer teachers the practical skills and deeper understanding of mathematics to work more effectively with all students. Teachers can easily tailor their video study for the time and place that suits them.

This invaluable digital video library includes practical demonstrations of materials and tools for the elementary classroom. Most online sessions also provide facilitator notes to support professional learning communities within schools. Access to the complete **ORIGO MathEd** video library is included with the **ORIGO Stepping Stones 2.0** subscription.



Visit origoeducation.com/origo-mathed for sample clips and a list of all videos available.

Interactive Online Tools and Models

Flare Online Tools

High-quality, flexible digital online tools are embedded in the **ORIGO Stepping Stones 2.0** program. These resources make direct instruction easier and raise student engagement, and they are available at a click of a button. Teach math with **Flare!**

Visit origoeducation.com/flare for an explanation of all the interactive teaching tools available.



Number Line

Number Board


Digital Game Boards

OVER 160 POWERFUL, STRATEGY-BASED INTERACTIVE GAMES

Fundamentals Game Boards

Fundamentals games are an easy, fun way for students to develop computational fluency. These engaging activities help you differentiate instruction while students make meaningful math connections before, during, and after each game.

Visit origoeducation.com/fundamentals-game-boards for a short video on these games.

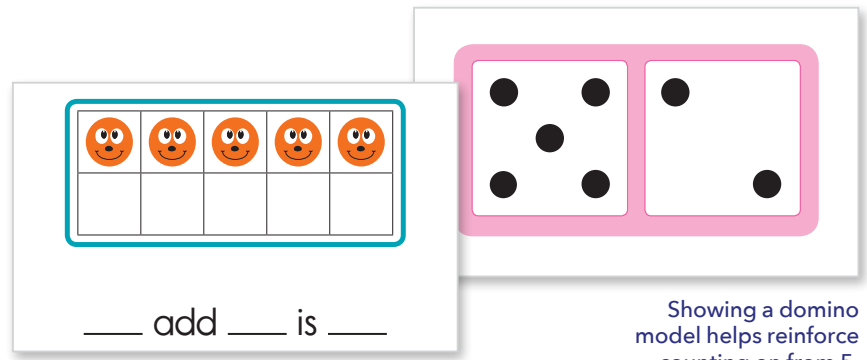


Projectable Resources for Digital Teacher Edition

SIMPLE, TIME-SAVING MATH DIAGRAMS, IMAGES, AND ILLUSTRATIONS

Projectable Resources

Rather than directing teachers to draw or write images and problems on the board, this program comes with ready-made projectable resources embedded at point of use.



This ten-frame provides students with a visual model for addition.

Showing a domino model helps reinforce counting on from 5.

Professional Learning from ORIGO Education

We provide dynamic professional learning to help teachers create meaningful learning experiences for their students. Each engaging session is delivered by curriculum and content specialists.



James Burnett
President and Co-founder, ORIGO Education

3-HOUR SESSIONS
Foundational Beginning Processes of Mathematics (Pre-K-K)
Early Measurement and Geometry Concepts (Pre-K-K)
Developing Number Concepts and Skills (Pre-K-2)
Developing a Deep Understanding of Number and Base Ten (3-5)
Using Powerful Models in the Classroom (Pre-K-2, 3-6, Pre-K-6)
Developing Thinking Strategies for Addition and Subtraction (1-2)
Developing Thinking Strategies for Multiplication and Division (3-4)
Developing the Concepts and Skills of Fractions (3-5)

6-HOUR SESSIONS
Fostering the Mathematical Practices in the Classroom (K-2, 3-6, K-6)
Focus and Coherence of the Mathematics Standards (by grade level)
Strategies to Support English Language Learners (ELL) in the Classroom (K-2, 3-6, K-6)

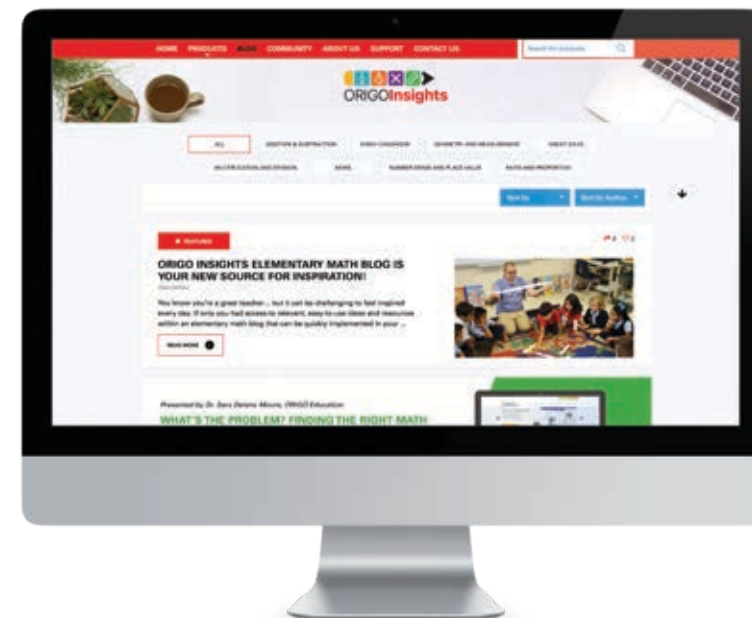
Additional planning and instructional support services are available for districts seeking multiple-day packages. These services may be customized to suit your district's unique needs, which can include:

- demonstration lessons
- classroom walkthroughs
- parent nights
- lesson planning and instructional coaching for teachers
- support for district coaches and administrators

Bundled Professional Learning

Jumpstart learning in the classroom with ORIGO resources and professional learning! Bundle ready-to-use resources with practical and proven strategies that develop thinking and reasoning skills. Leave these sessions equipped with the knowledge and resources needed to inspire student engagement and success.

- **Teaching Number Fact Fluency with Understanding, Not Gimmicks**
The Box and Book of Facts (Grades 1-4)
- **Great Games Lead to Great Gains**
Fundamentals Games (Grades 1-6)
- **Let's Talk! Creating and Maintaining a Supportive Environment for Problem Solving**
The Think Tanks (Grades 1-6)
- **STaRT Thinking: Teaching Students How to Think**
STaRT (Grades 1-5)
- **Big Book Fun for Everyone**
ORIGO Big Books (Grades Pre-K-2)
- **Dominoes: A Powerful Tool for Teaching Young Learners of Mathematics**
Domino Set (Grades Pre-K-2)



Welcome to ORIGO Insights—**YOUR SOURCE FOR INSPIRATION!**

We created this new blog to give dedicated educators like you activities, advice, and support as you learn methods, ideas, and strategies to support the mathematics development of elementary learners.

origoeducation.com/insights

ORIGO STEPPING STONES 2.0

COMPREHENSIVE MATHEMATICS

Visit origoslate.com to sign up for a free 30-day trial.

COMPONENTS LIST

Components	Grade K	Grade 1	Grade 2	Grade 3	Grade 4	Grade 5	Grade 6
Print							
Print Teacher Edition (English)	✓	✓	✓	✓	✓	✓	
Student Journals (English)	✓	✓	✓	✓	✓	✓	✓
Student Journals (Spanish)	✓	✓	✓	✓	✓	✓	
ORIGO Big Books (English)	✓	✓	✓				
ORIGO Big Books (Spanish)	✓	✓	✓				
The Number Case (English)	✓	✓	✓	✓	✓	✓	✓
The Number Case (Spanish)	✓	✓	✓	✓	✓	✓	✓
Digital							
Digital Teacher Edition	✓	✓	✓	✓	✓	✓	✓
Assessment	✓	✓	✓	✓	✓	✓	✓
ORIGO Big Books Tools (English)	✓	✓	✓				
ORIGO Big Books Tools (Spanish)	✓	✓	✓				
Fundamentals Game Boards	✓	✓	✓	✓	✓	✓	✓
Flare Teaching Tools	✓	✓	✓	✓	✓	✓	✓
Projectable Resources	✓	✓	✓	✓	✓	✓	✓
Professional Learning							
MathEd	✓	✓	✓	✓	✓	✓	✓

We make learning *meaningful, enjoyable,* and *accessible* for all.

 facebook.com/OrigoEducation

 @origomath

 youtube.com/OrigoEducation

 pinterest.com/OrigoEducation

 vimeo.com/OrigoEducation

 @origoed

Visit origoeducation.com/insights for easy-to-use ideas and resources that can be quickly implemented in your classroom.

Visit vimeo.com/channels/origo1 to create light bulb moments for your students.