

# GO CHECK

## Assessment Book

Sample Page



**Authors**

Brian Tickle BA  
James Burnett MEd  
Calvin Irons PhD

**Contributing Author**

Allan Turton BEd

**Series Consultant**

Bruce Llewellyn BSc

1. Complete these charts.

	+1	+10	+100
127	128	137	227
246			
473			
309			

	-1	-10	-100
219			
425			
360			
500			

2. Write **is less than** or **is greater than** to make these true.

- a. 376 \_\_\_\_\_ 285      b. 476 \_\_\_\_\_ 438  
 c. 715 \_\_\_\_\_ 750      d. 609 \_\_\_\_\_ 690

3. Rewrite the scores from each scorecard to show greatest to least.

a.

<b>GALAHS</b>	<b>334</b>
<b>KOOKABURRAS</b>	<b>316</b>
<b>COCKATOOS</b>	<b>341</b>

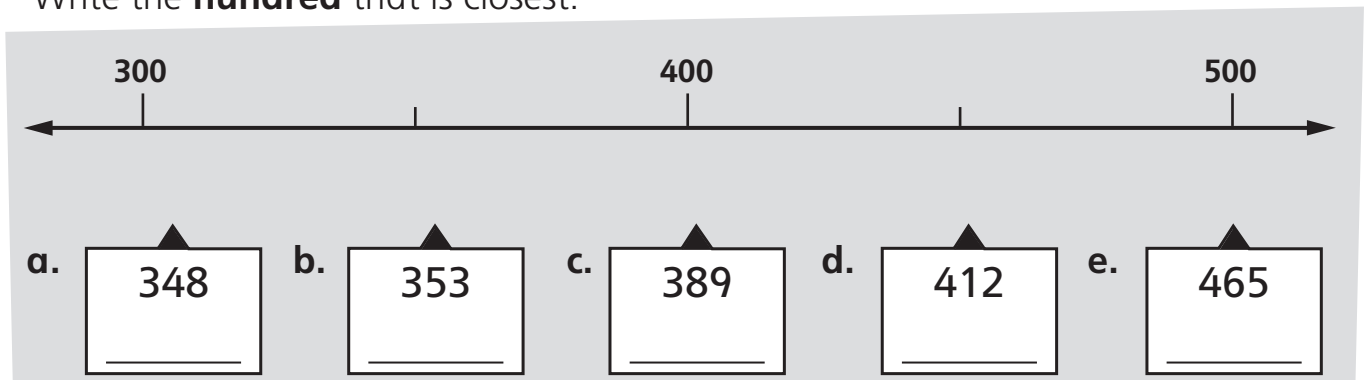
1st      2nd      3rd

b.

<b>TIGERS</b>	<b>450</b>
<b>PANTHERS</b>	<b>504</b>
<b>CHEETAHS</b>	<b>405</b>
<b>LIONS</b>	<b>540</b>


1st      2nd      3rd      Last

4. For each number, draw a line to show where it is on the number line. Write the **hundred** that is closest.




1. Start at the white rocket. Follow the directions. Draw what you find.


a. Up 1, Left 4, Up 1.



b. Up 1, Right 1, Up 1, Right 2, Up 1.




c. Left 2, Up 3, Right 1.

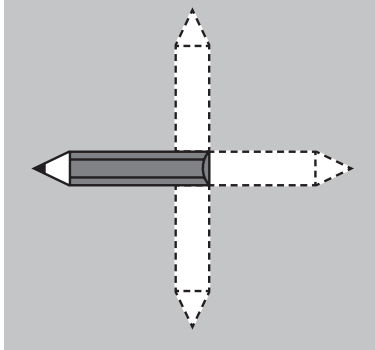


2. Colour red the new position of the pencil.

a. One-quarter turn clockwise



b. One-half turn anticlockwise



c. One-quarter turn anticlockwise

