

GO CHECK

Assessment Book

Sample Page



Authors

Brian Tickle BA
James Burnett MEd
Calvin Irons PhD

Contributing Author

Allan Turton BEd

Series Consultant

Bruce Llewellyn BSc

1. Calculate the area inside the shape below and write the answer. Then draw a different shape that has the same area.

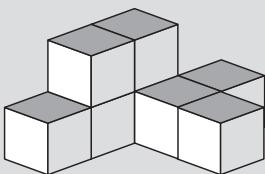
This area is _____ squares.

2. Colour the whole squares. Then count the squares and part squares to help you estimate the area inside each shape.

a. Area is about _____ squares.

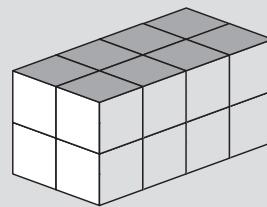
b. Area is about _____ squares.

3. Write the number of wooden cubes you think were used to make this shape.



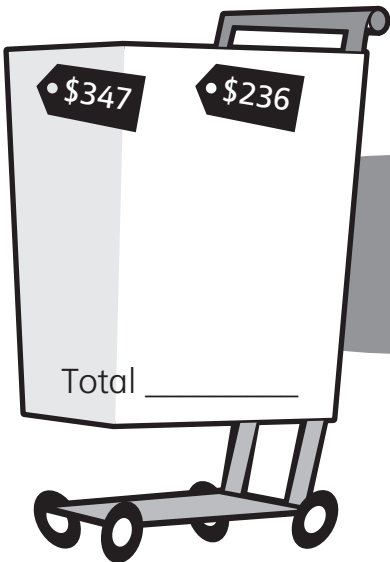
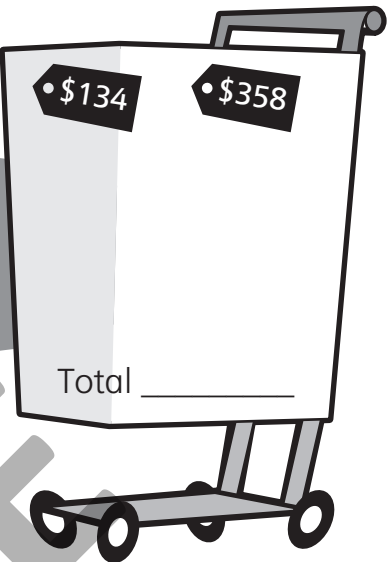
_____ cubes

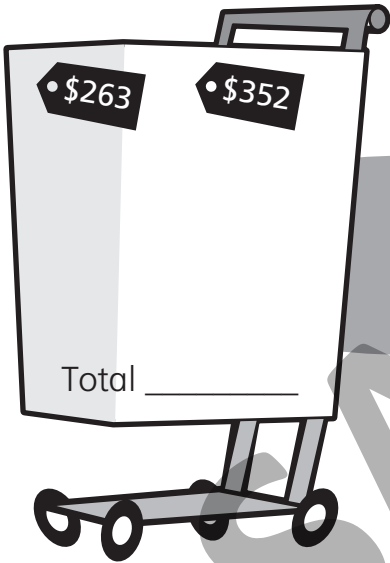
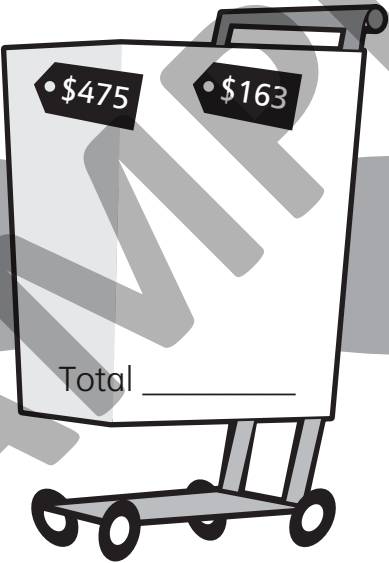
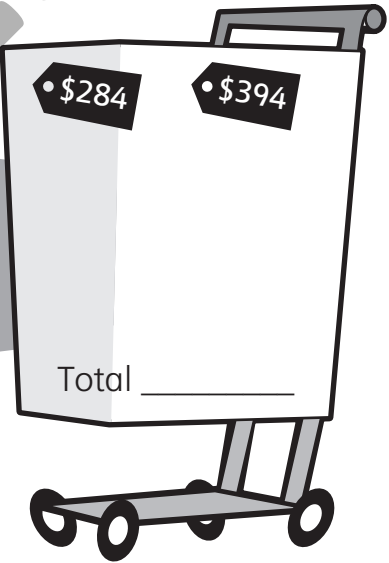
4. Work out the number of cubes in the prism. Then complete the chart.

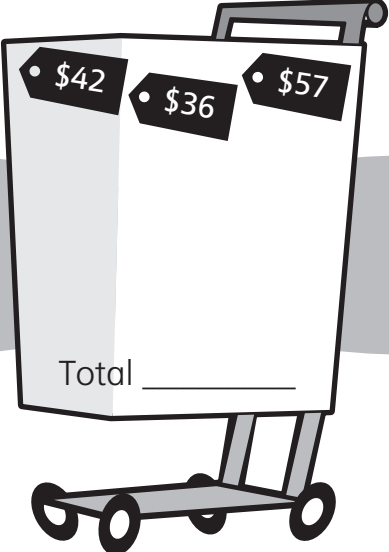


Number of cubes in 1 layer	Number of layers	Number of cubes

Add the prices. Record the thinking you use. Then write the answer.

a.  b.  c. 

d.  e.  f. 

g.  h.  i. 