

STEP IT UP!

MATHS 2

SAMPLE PAGES

MATHS MENTALS &
PRACTICE FOR HOME

LOUISE DAHLIN

STEP IT UP!

MATHS 2

A DOUBLE-SIDED WORKSHEET SAMPLE...

Each worksheet includes mental maths practice. Encourage your child to work these out in his or her head.

Each worksheet provides practice across all 3 strands of the Australian Curriculum.

MENTAL MATHS

6 + = 10 4 + = 13 3 + 3 = 11 - 2 = - 8 = 9
 5 + 5 = 5 + = 13 6 + 6 = 9 - 1 = - 4 = 8
 2 + = 11 8 + = 16 8 + 8 = 8 - 2 = - 5 = 9
 + 3 = 12 7 + = 16 1 + 1 = 5 - 1 = - 7 = 5
 8 + = 12 + 9 = 10 5 + 5 = 7 - 2 = - 6 = 7

NUMBER & PLACE VALUE

1 Write the number on the expander. Then write the number.

thirty-nine 39
 fifty-seven
 thirteen
 twenty-two

2 Draw a line to each matching space on the number track.

21 24 30

 19 28 29

FRACTIONS & DECIMALS

1 Write an addition sentence to match the picture. Then write a related subtraction sentence.

 + = - =

2 Loop one-half of each group. Then complete the sentences.

 One-half of 12 is
 One-half of 18 is

MONEY & FINANCIAL MATHEMATICS

3 Write the amount in each piggy bank.

TESTER

1 A polyhedron is any simple, closed 3D object with flat faces. For example, a cube is a polyhedron and a sphere is not a polyhedron.

MEASUREMENT & GEOMETRY

1 Choose a word to complete each sentence.

flat curved face

The surfaces of polyhedrons are _____
 A flat surface is called a _____

2 a. Loop the polyhedrons.

b. Look at the labels below. Write each name below the matching object above.

sphere cube pyramid cone

Red 2 4 2 _____
 Blue 1 5 2 _____

LOCATION & POSITION/TIME

1 Start at the ☆. Colour the path red or blue. Write what is at the end of each path.

DATA REPRESENTATION & INTERPRETATION

1 Look at this jar of lollies.

a. Draw a tally in the tally chart for each lolly.

b. Write the total for each type of lolly.

Tally	Total
	3

Look at the lolly jar above. Imagine Sam takes out one lolly without looking. Which lolly is he most likely to get?

Colour one bubble.

TESTER

PAGE NO. _____ PARENT/CARER SIGNATURE _____ DATE _____

Helpful information is provided about a key idea on the worksheet.

Each worksheet provides practice for the questions in the national tests. In Year 2, these questions will help prepare your child for the testing that takes place at the beginning of Year 3.

THIS BOOK ALSO INCLUDES:

- A review after every 8 worksheets to help you check if your child is retaining the knowledge and skills they have learned and practised
- A glossary of mathematics terms
- Colourful stickers that your child can use to label his or her books.

ADDITION & SUBTRACTION

6 + = 10

4 + = 13

3 + 3 =

11 - 2 =

- 8 = 9

5 + 5 =

5 + = 13

6 + 6 =

9 - 1 =

- 4 = 8

2 + = 11

8 + = 16

8 + 8 =

8 - 2 =

- 5 = 9

+ 3 = 12

7 + = 16

1 + 1 =

5 - 1 =

- 7 = 5

8 + = 12

+ 9 = 10

5 + 5 =

7 - 2 =

- 6 = 7

NUMBER & PLACE VALUE

- 1 Write the number on the expander. Then write the number.

thirty-nine tens ones 39

fifty-seven tens ones

thirteen tens ones

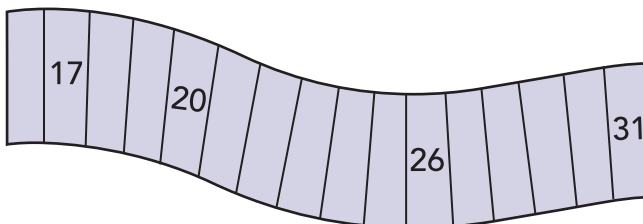
twenty-two tens ones

- 2 Draw a line to each matching space on the number track.

21

24

30



19

28

29

- 3 Write an addition sentence to match the picture. Then write a related subtraction sentence.

+ =
 - =



FRACTIONS & DECIMALS

- 4 Loop one-half of each group. Then complete the sentences.

One-half of 12 is .

One-half of 18 is .

MONEY & FINANCIAL MATHEMATICS

- 5 Write the amount in each piggy bank.

c

c

c

c



A polyhedron is any simple, closed 3D object with flat faces. For example, a cube is a polyhedron and a sphere is not a polyhedron.

SHAPE

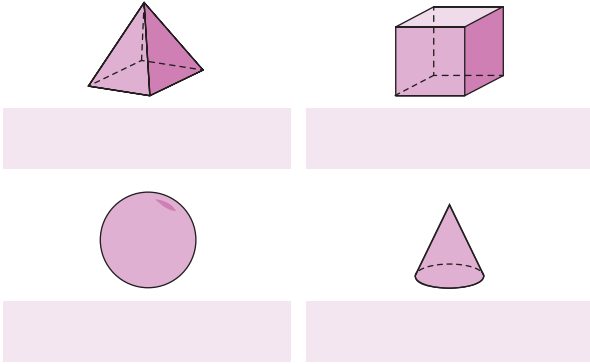
6 Choose a word to complete each sentence.

- flat
- curved
- face

The surfaces of polyhedrons are .

A flat surface is called a .

7 a. Loop the polyhedrons.



b. Look at the labels below. Write each name below the matching object above.

- sphere
- cube
- pyramid
- cone

LOCATION & TRANSFORMATION

8 Start at the ★. Colour the path red or blue. Write what is at the end of each path.

		★				


Red

Blue

DATA REPRESENTATION & INTERPRETATION

9 Look at this jar of lollies.

a. Draw a tally in the tally chart for each lolly.



b. Write the total for each type of lolly.

	Tally	Total
		3

Look at the lolly jar above. Imagine Sam takes out one lolly without looking. Which lolly is he most likely to get?

